

# Phone view



Site is shown at 100% of the device width, on phone 320px. It scrolls vertically-top to bottom.

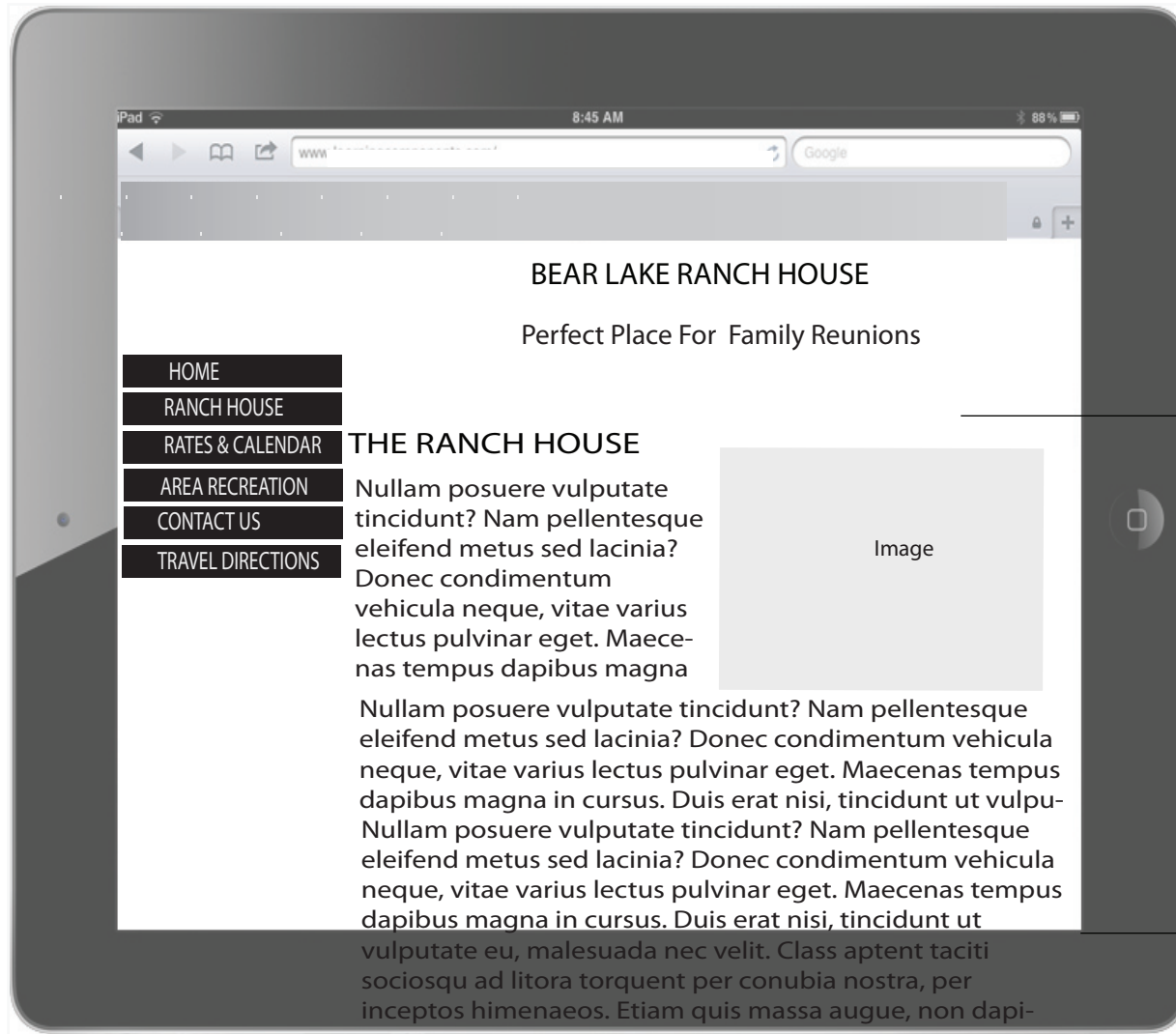
Navigation

This image and text are below the fold.



Nullam posuere vulputate tincidunt? Nam pellentesque eleifend metus sed lacinia? Donec condimentum vehicula neque, vitae varius lectus pulvinar eget. Maecenas tempus dapibus magna in cursus. Duis erat nisi, tincidunt ut


The background color does not show until the desktop view beyond 1140 px.



This is empty space for an heading.

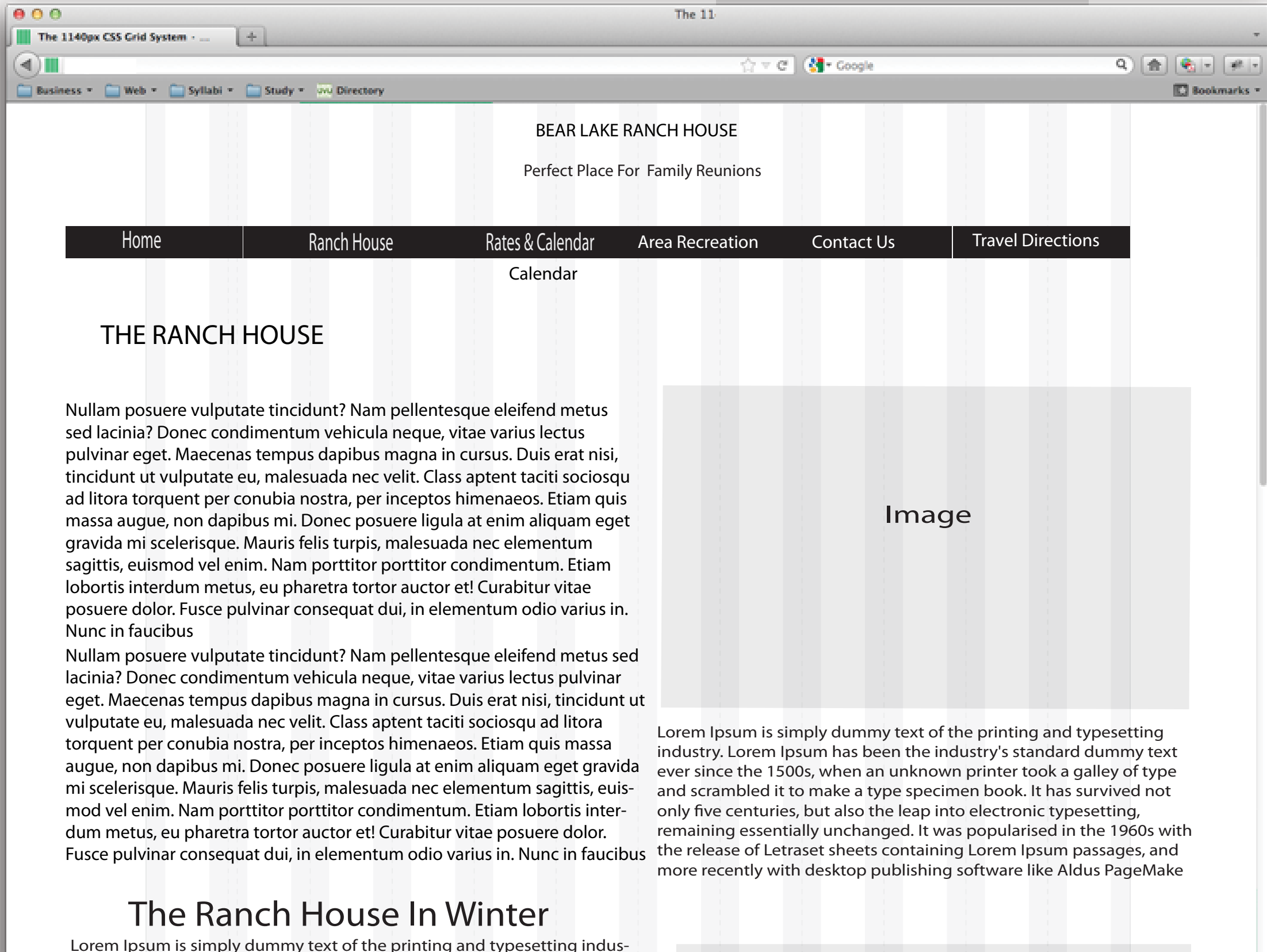
This is below the fold.

Nullam posuere vulputate tincidunt? Nam pellentesque eleifend metus sed lacinia? Donec condimentum vehicula neque, vitae varius lectus pulvinar eget. Maecenas tempus dapibus magna



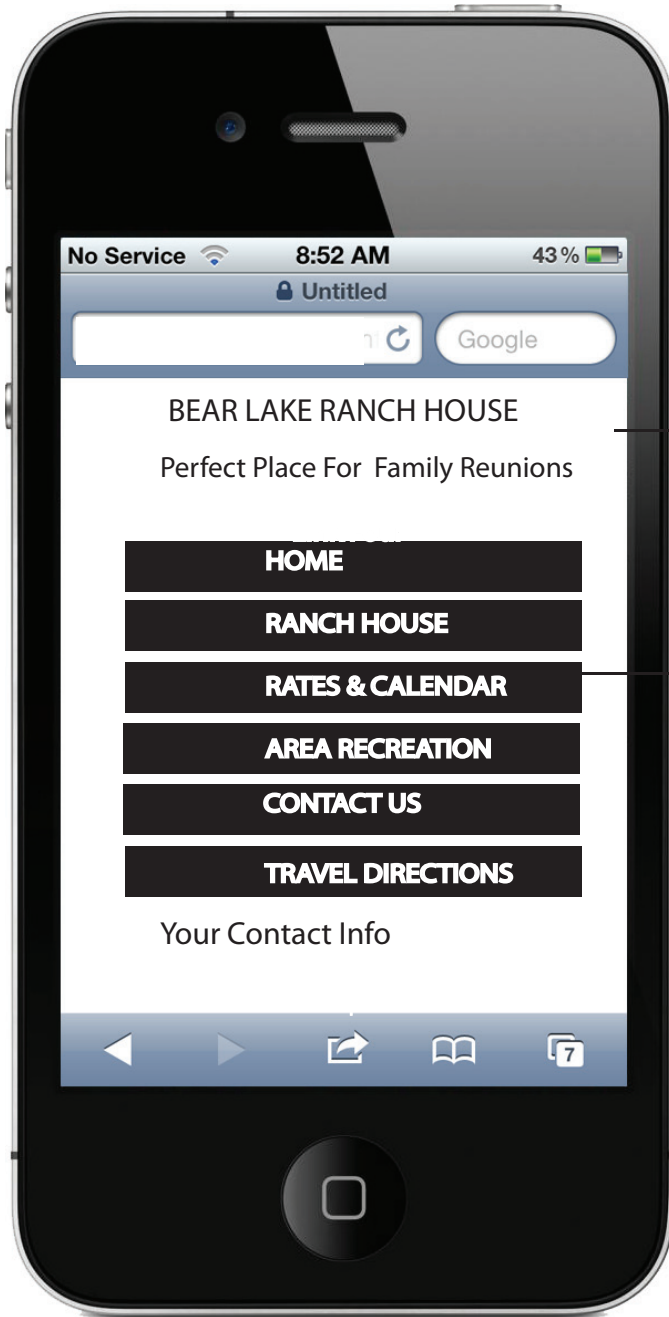
More Information or Book Reservations Contact  
 donmc@dcdi.net  
 Reservations: (208) 945-2150

# Desktop View



# Phone view

Form Page



Site is shown at 100% of the device width, on phone 320px. It scrolls vertically-top to bottom.

Navigation

This is below the fold.

Name:

Email:

Optional Info

Address:

Phone:

How Can We Help?

# Tablet view

## Form Page

The background color does not show until the desktop view beyond 1140 px.

The image shows a tablet displaying a contact form for Bear Lake Ranch House. The browser interface at the top shows 'Pad', '8:45 AM', and '60%' zoom. The page title is 'BEAR LAKE RANCH HOUSE' with the tagline 'Perfect Place For Family Reunions'. A navigation menu on the left lists: HOME, RANCH HOUSE, RATES & CALENDAR, AREA RECREATION, CONTACT US, and TRAVEL DIRECTIONS. The main form area is titled 'Your Contact Info' and contains the following fields: Name, Email, Optional Info, Address, and Phone. Below these is a section titled 'How Can We Help?' with a text input field. At the bottom, contact information is provided: 'More Information or Book Reservations Contact donmc@dcdi.net Reservations: (208) 945-2150 © 2012 Bear Lake Ranch House, Inc. All Rights'.

BEAR LAKE RANCH HOUSE  
Perfect Place For Family Reunions

Your Contact Info

HOME  
RANCH HOUSE  
RATES & CALENDAR  
AREA RECREATION  
CONTACT US  
TRAVEL DIRECTIONS

Name:

Email:

Optional Info

Address:

Phone:

How Can We Help?

More Information or Book Reservations Contact  
donmc@dcdi.net  
Reservations: (208) 945-2150  
© 2012 Bear Lake Ranch House, Inc. All Rights

# Desktop View

Form Page

The 1140px CSS Grid System

The 1140px CSS Grid System

BEAR LAKE RANCH HOUSE

Perfect Place For Family Reunions

Home Ranch House Rates & Calendar Area Recreation Contact Us Travel Directions

Your Contact Info

Name:

Email:

Optional Info

Address:

Phone:

How Can We Help?

Submit

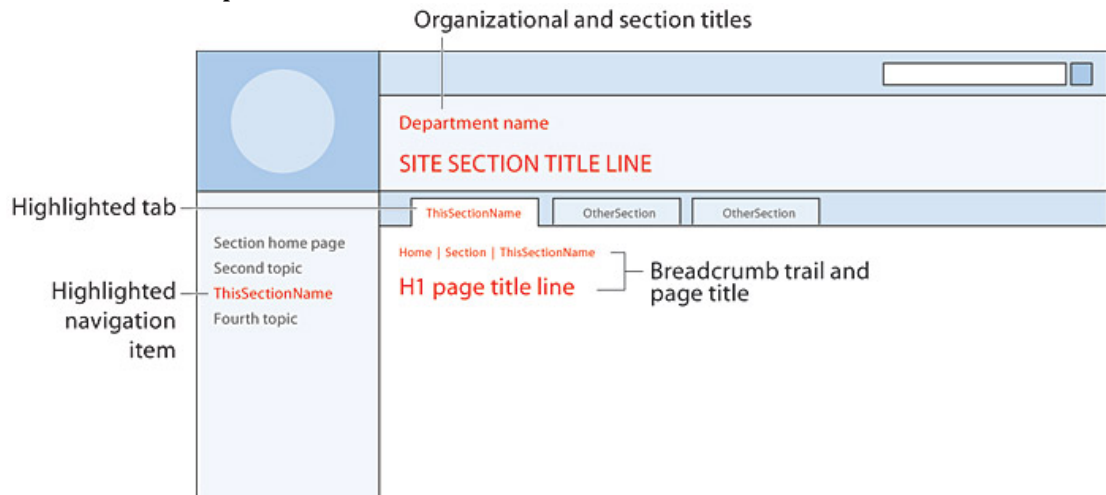
More Information or Book Reservations Contact  
donmc@dcdi.net  
Reservations: (208) 945-2150  
© 2012 Bear Lake Ranch House, Inc. All Rights

## Navigation and Way Finding

How will you provide way finding for the four core components?

1. Orientation: Example of orientation is below.

Multiple and complementary “you are here” markers help users stay oriented in complex sites.

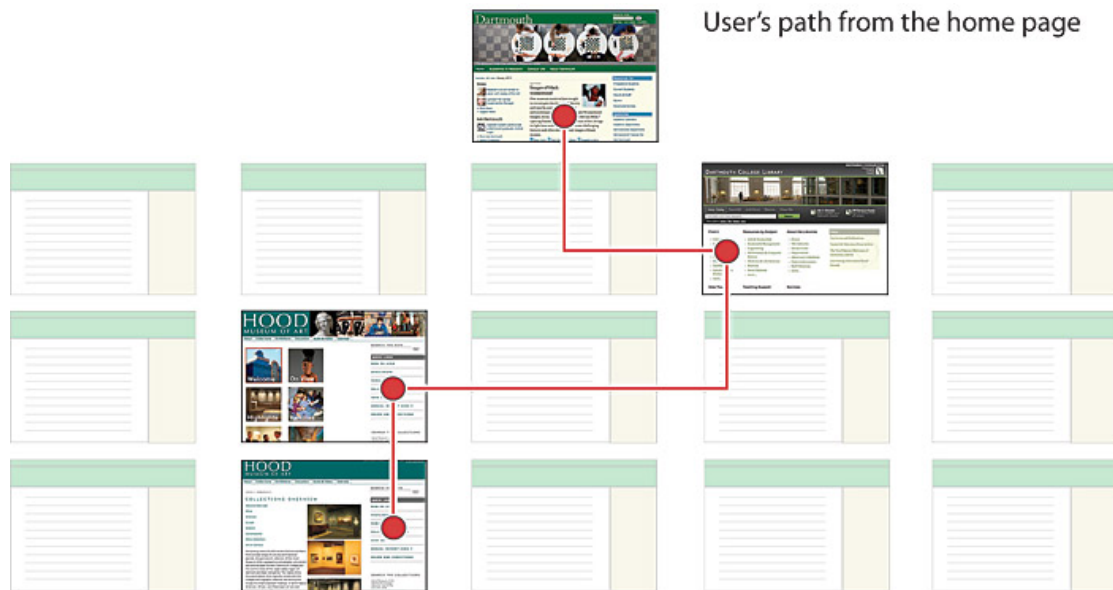


2. Route decisions: Can I find the way to where I want to go? Paths: Leading the way, for example:



Breadcrumb trails show where you are in relation to the overall site.

3. Mental Mapping: Are my experience consistent and understandable enough to know where I've been and to predict where I should go next? Lack of abstract direction is what makes links to home pages so crucial in web navigation: your orientation to home and whether you are heading away from the home page or toward the home page is about all the sense of “direction” there is in many sites.



4. Closure: Can I recognize that I have arrived in the right place?  
 Landmarks: "You are here". A well-designed site navigation system is built on a consistent page grid, terminology, and navigation links, but it also incorporates the visual flexibility to create identifiable regions and edges within the larger space.



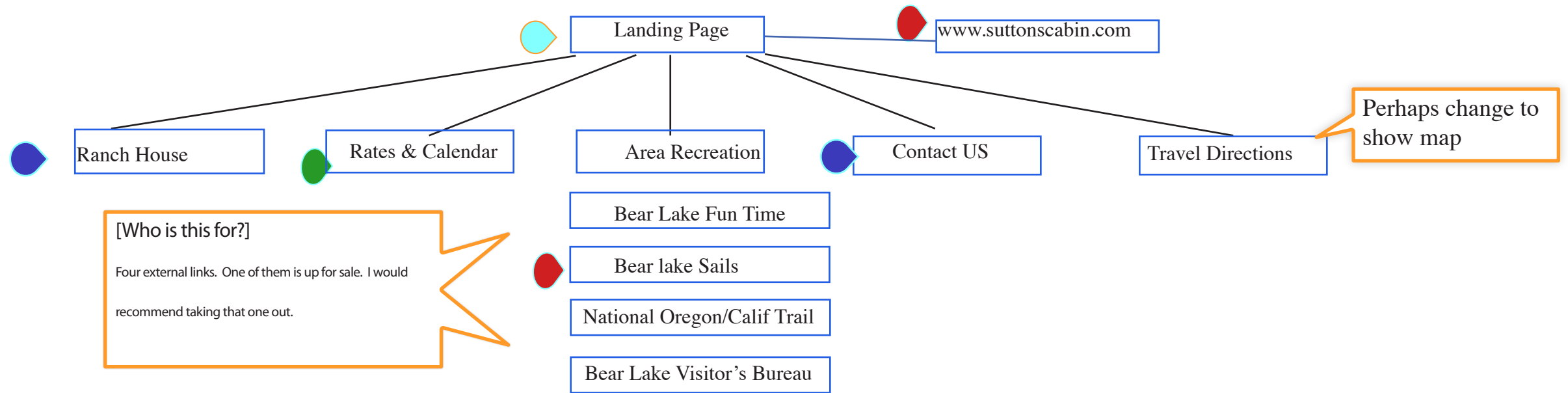
*Bear Lake Ranch House*





# *Site Evaluation*

*by James Gerritsen*

*Site Information Architecture*

# Site Structure Map-Bear Lake Ranch House



-  The primary sections are designated and placed well in site navigation and are labeled clearly.
-  This section could be reorganized-or-sub-sections.
-  This section could be reorganized with an sub-section calendar.
-  External link on home page that is an 404. Up for sale site also.

## Conclusion

For a detail list of problem areas look at the previous page or page number ten of this document.

This site has potential for adding subsections so it would limit the use of scrolling. Making use of the core structure and adding the correct code will enhance this site. When I looked at the site on my android phone it was very difficult to read or to navigate. When I used my tablet the site was not as difficult looking at it or navigating by touching the menu items. It was not as easy when on the Ranch House page of the site, the navigation was very small compared to the rest of the pages.

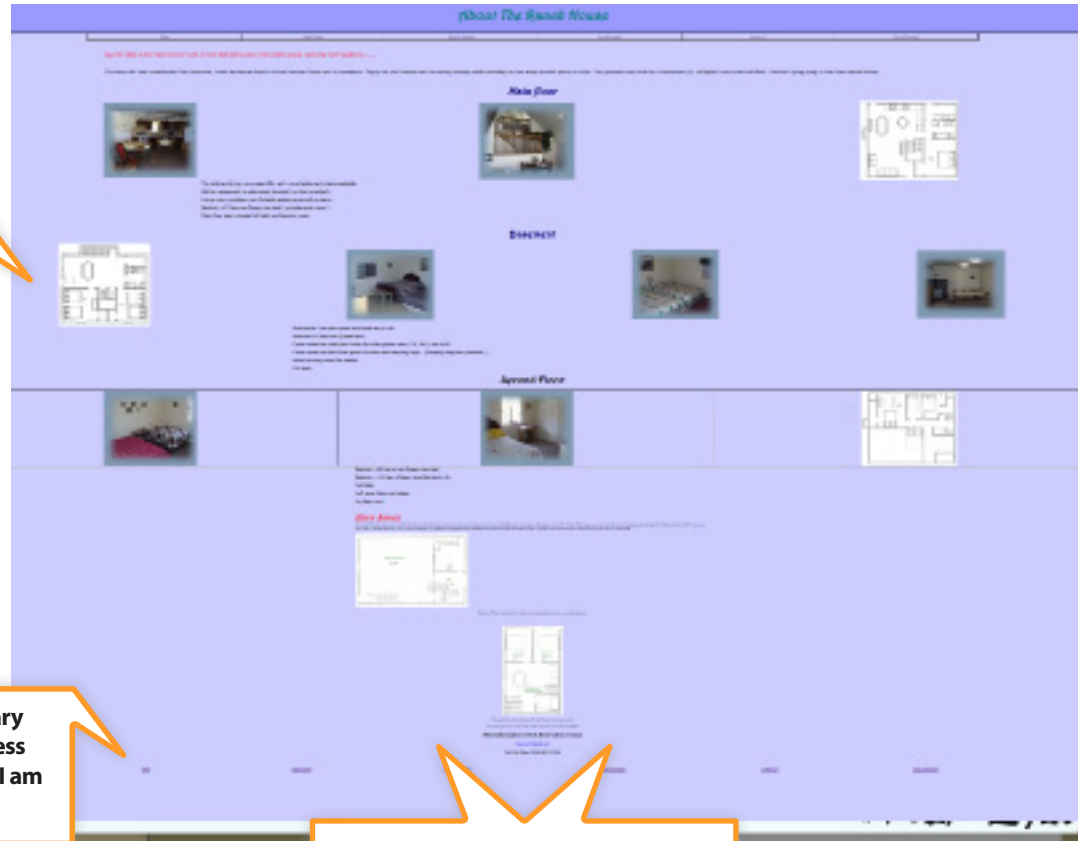
The following pages are screen shots of the current site.



Perhaps this is okay with these images, I would do this different on a layout that has the title and description next to them.

Desk Top View

Ranch House



Even on the larger screen these images seem small and not clear on what is what.

This is not necessary in my opinion unless there is an reason I am not aware of.

The footer is an item to be redone so has it looks like a footer. I am not sure what the counter is doing or if it works.

# Desk Top View

## About The Ranch House

View for 2012 is the "Barn Annex" with 2 more bedrooms and 2 more baths and a really big porch added to.....

This beautiful and comfortable five bedroom, three bathroom Ranch House has two floors and a basement. Enjoy the cool breeze and stunning scenery while relaxing on the wrap-around porch outside. The grounds also include a horseshoe pit, volleyball court and ball field. Checkout ping pong in the Barn annex below.

### Main floor



The kitchen/dining room seats 20+ with more tables and chairs available.  
Kitchen equipment is extensively stocked (no food provided).  
Living room provides a comfortable seating area with a fireplace.  
Bedroom #3 has one Queen size bed ( grandparents room ).  
Main floor also includes full bath and laundry room.

### Basement



Bedroom #1 has two queen size beds and a crib.  
Bedroom #2 has two Queen beds.  
Common room has table and chairs for table games and a TV, DVD, and MP3.  
Bath room also has floor space for mats and sleeping bags. (Sleeping bags not provided.)

# Desk Top View



Recommend making these on a different layout.

# Desk Top View

## Rates & Calender

**Rates & Calendar**

Home | Ranch House | **Rates & Calendar** | Area Reservations | Contact Us | Travel Reservations

Please contact us to reserve your family vacation or reunion at this well equipped ranch house:

[contact@delReal.com](mailto:contact@delReal.com)  
Or Call Dan (289-948-2150)

**Ranch House Rates per night**  
3 bed ranch and 3 baths

Number of people	2 Night Minimum
UP to 30	\$270/night
30+ person and more	\$2000/night

\* reservation charges for 1500.00 will be added

**Ranch House and Barn Rates per night**  
4 bed ranch and 5 baths and multi business rooms

Number of people	2 Night Minimum
UP to 30	\$375/night
30+ person and more	\$3000/night

\* reservation charges for 1500.00 will be added

\$200.00 is required to book a reservation, the remainder of the rest. is due 30 days or 60 days.  
Sales tax (8%) and Lodging tax of (2%) + 8% Tax will be added.  
Make check payable to:  
Ranch House  
100 Hwy 26  
0-610-6204

**Calendar:**  
(Previously reserved dates are in **green** - **red**)

July 2013 | August 2013



Desk Top View

Rates & Calendar

**Calendar:**  
(Previously Booked Dates are in Green - Red)

July 2012							August 2012							
Sat	Sun	Mon	Tue	Wed	Thu	Fri	Sat	Sun	Mon	Tue	Wed	Thu	Fri	Sat
1	2	3	4	5	6	7	8	9	10	11	12	13	14	15
16	17	18	19	20	21	22	23	24	25	26	27	28	29	30
31														

September 2012							October 2012						
Sun	Mon	Tue	Wed	Thu	Fri	Sat	Sun	Mon	Tue	Wed	Thu	Fri	Sat
1	2	3	4	5	6	7	8	9	10	11	12	13	14
15	16	17	18	19	20	21	22	23	24	25	26	27	28
29	30						31						

November 2012							December 2012							
Sat	Sun	Mon	Tue	Wed	Thu	Fri	Sat	Sun	Mon	Tue	Wed	Thu	Fri	Sat
3	4	5	6	7	8	9	10	11	12	13	14	15	16	
23	24	25	26	27	28	29	30	31						

January 2013							February 2013						
Sun	Mon	Tue	Wed	Thu	Fri	Sat	Sun	Mon	Tue	Wed	Thu	Fri	Sat
6	7	8	9	10	11	12	13	14	15	16	17	18	19
20	21	22	23	24	25	26	27	28	29	30			

March 2013							April 2013							
Sat	Sun	Mon	Tue	Wed	Thu	Fri	Sat	Sun	Mon	Tue	Wed	Thu	Fri	Sat
2	3	4	5	6	7	8	9	10	11	12	13	14	15	
22	23	24	25	26	27	28	29	30						

May 2013							June 2013						
Sun	Mon	Tue	Wed	Thu	Fri	Sat	Sun	Mon	Tue	Wed	Thu	Fri	Sat
5	6	7	8	9	10	11	12	13	14	15	16	17	18
19	20	21	22	23	24	25	26	27	28	29	30	1	2

*Contact Information*

Name	Ranch Name	Area A. Contact	Area B. Contact	Contact ID	Area C. Contact
<b>Don &amp; Ross McClellan</b>					
7630 Hwy 36					
Ovid ID 83254					
208-945-2150					
More Information or Book Reservations Contact					
<a href="mailto:dmmc@dcd.com">dmmc@dcd.com</a>					
Or Call Don (208-945-2150)					
Name	Ranch Name	Area A. Contact	Area B. Contact	Contact ID	Area C. Contact

## Desk Top View

Travel

## Travel Directions

Home	Book House	Rates & Livestock	About the location	Contact Us	Travel Directions
------	------------	-------------------	--------------------	------------	-------------------

**Bear Lake Ranch House**

**Address**  
7630 Hwy 36  
Ovid ID 83254

North Pole Loop is a private road and is not on Map Quest. The best directions are on (Yahoo) Maps: [Driving Directions at http://maps.yahoo.com/id/](http://maps.yahoo.com/id/) For the House Address Enter (7630 Hwy 36 Ovid ID 83254). North Pole Loop is the road you are looking for. First house on the left is Bear Lake Ranch House

**Directions From Logan Utah**

Coming from Logan, Utah on Highway 31 into Preston, Idaho stay in the right hand lane and turn right on Highway 34/58. go about 4.3 miles toward Unsee. turn right on Highway 36 and go about 26.3 miles to mile marker 28 & 1/2. There is a red & white road closure pole on the left hand side of the road (the locals call it the south pole). Just past the south pole, turn left on North Pole Loop. First House on the left.

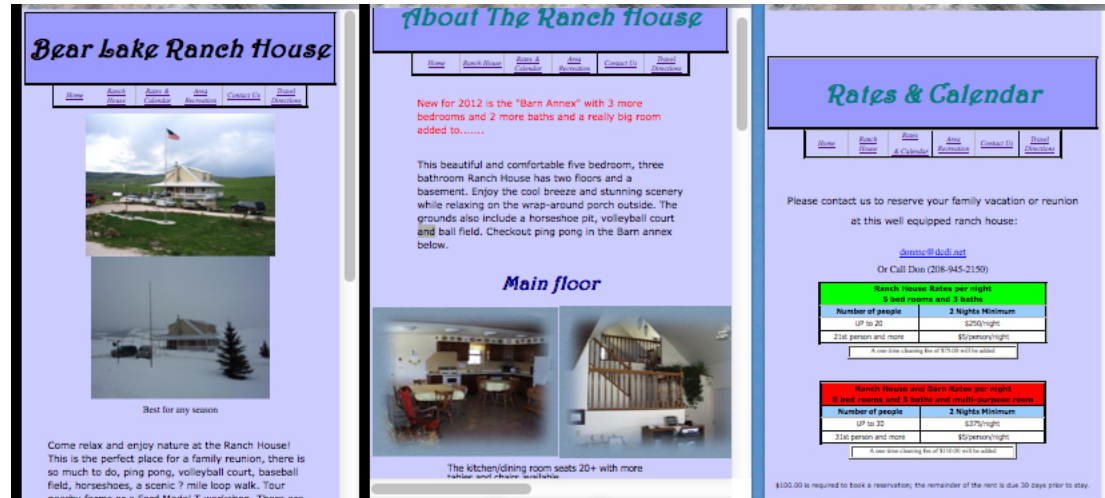
Here is a link from [Google map](#) that shows North Pole Loop right across Hwy 36 from NP-558/Pole Canyon Rd

**Directions From Montpelier Idaho**

Coming from Montpelier Idaho take Highway 88 towards Bear Lake for about five miles to Ovid. Turn right on Highway 36 and go 7.8 miles to mile marker 28 & 1/2. Turn right on North Pole Loop. If you go to the road closure pole on the right hand side of the road, you just missed the rural First house on the left.

**More Information or Book Reservations Contact:**  
[donna@bdl.net](mailto:donna@bdl.net)  
Or Call Don (208-495-2150)

Home	Book House	Rates & Livestock	About the location	Contact Us	Travel Directions
------	------------	-------------------	--------------------	------------	-------------------



When brought up on my phone this page was not readable

Mobile Phone View

Can anyone find this or even see it to go another link ?

The image displays three mobile phone screenshots of a website. Each screenshot shows a navigation bar at the top with links: Home, Ranch House, Bear Lake, Area Recreation, Contact Us, and Travel Directions. The first screenshot is titled 'Area Recreation' and features 'On Site Activities' with a sub-section for 'Summer Activities' listing Valley ball, Baseball field, Horse Shoe Pit, T Ford Shop, Photo Opportunity, Fire Pit to set Around, and Hike or Ride right from the Ranch House. Below this is a photo of a ranch house and a section for 'Winter Activities' with the text 'Snowmobile right from the Ranch House'. The second screenshot is titled 'Contact Information' and lists 'Don & Bess McClellan' with address '7630 Hwy 36', 'Ovid ID 83254', and phone '208-945-2150'. It also includes an email link 'donmc@ddi.net' and a call number '(208-945-2150)'. The third screenshot is titled 'Travel Directions' and provides directions from Logan Utah and Montpelier Idaho, including a note that North Pole Loop is a private road not on Map Quest.